



ConverSight Demystified

Empowering business leaders with generative AI and augmented analytics.





Table of Contents

I. Introduction

- 1. What is ConverseSight? 02
- 2. Key Features 03

II. ConverseSight for Business Users

- 1. Athena: Delivering Insights Through Conversational AI 06
- 2. Advanced Analytics and Data Visualization: Unlocking Insights with ConverseSight 07
- 3. Advanced Data Explorer 09
- 4. Control Tower – Bird’s Eye View of Business 10
- 5. Analytical Apps for Actions and Recommendations 12

III. ConverseSight for Data Engineers

- 1. Data Ingestion 12
- 2. Data Engineering 13
- 3. Data Modeling 14
- 4. Data Science 15

IV. Integration with Other Tools and Platforms 16

V. Conclusion

- 1. Summary of Key Features 16
- 2. How ConverseSight Can Benefit Your Organization 17



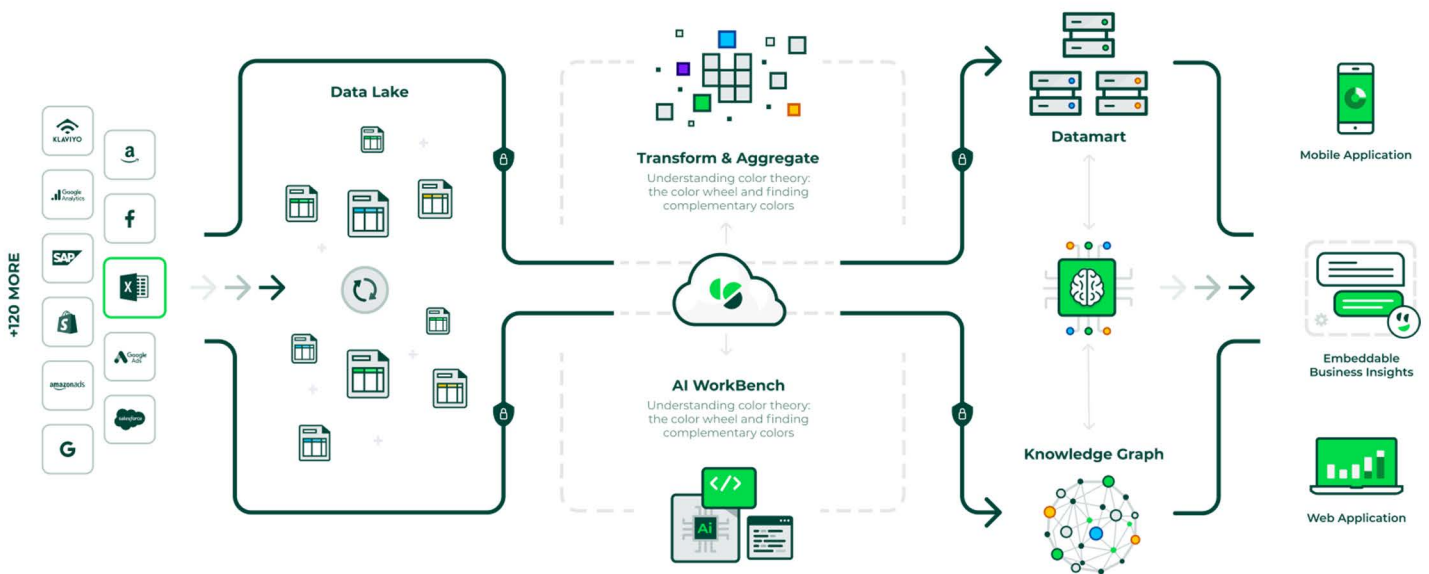


1. What is ConverSight?

ConverSight is a no-code, low-code integrated Augmented Analytics platform that empowers organizations to make data-driven decisions. It is a comprehensive solution that offers a wide range of functionalities, including Business Intelligence (BI), augmented and predictive analytics, and planning capabilities. The platform provides real-time, voice-activated reporting, dashboards, alerts, and monitoring, allowing users to access and analyze data in a more efficient and convenient manner.

One of the key differentiators of ConverSight is its ability to combine the features of traditional BI analytics with the benefits of Machine Learning (ML) capabilities. The platform includes a Data and AI Workbench, which enables data engineers and machine learning engineers to configure their own tasks and flows, providing more flexibility and customization in data analysis and model development.

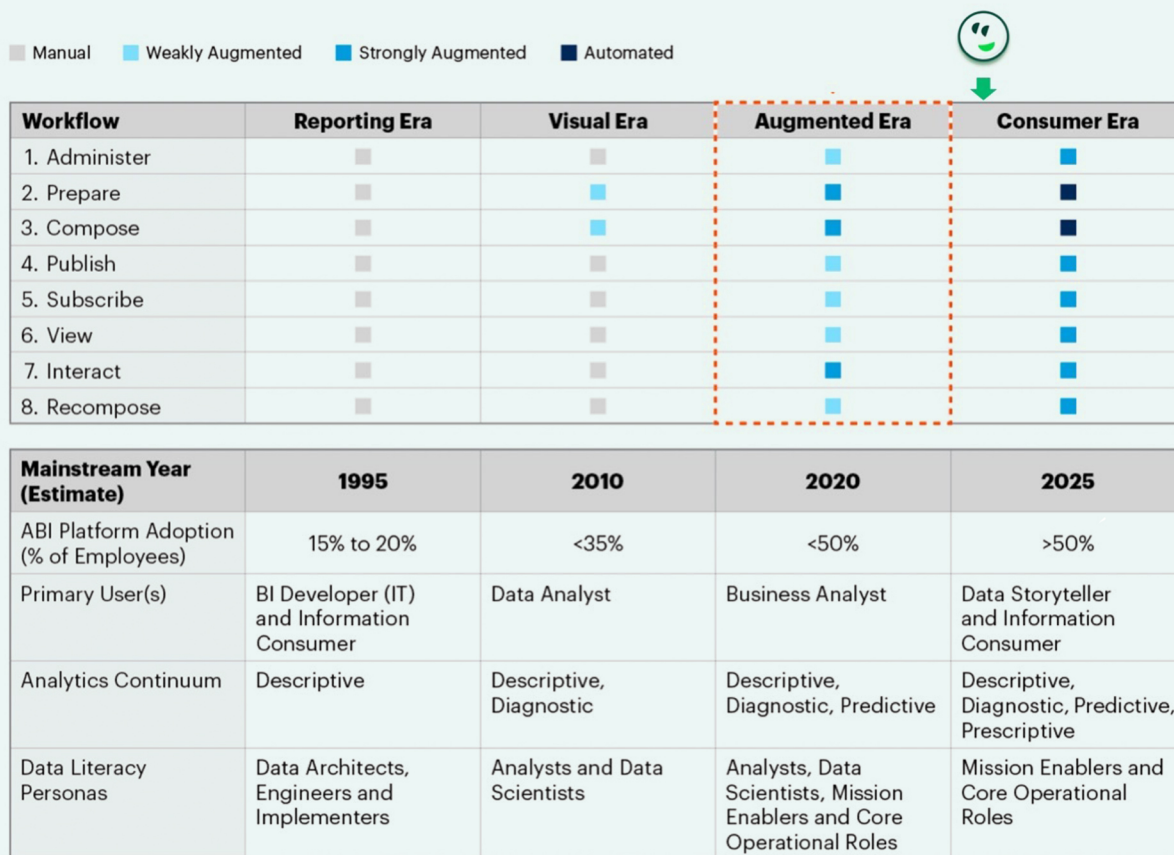
Additionally, ConverSight includes embedded Machine Learning Operations (MLOps) functionality, which streamlines the deployment and management of machine learning models.



ConverSight also offers a variety of features that enable users to gain Insights from their data, such as advanced analytics and reporting capabilities, customizable dashboards, and the ability to create advanced analytics apps. These features provide users with a comprehensive view of their data, allowing them to make informed decisions and optimize their operations.

Power BI, Tableau, and Qlik are popular BI and data visualization tools, but they lack the ability to perform advanced analytics and ML tasks. ConverSight, on the other hand, offers a unique combination of BI analytics and ML capabilities. Users can access real-time data, create interactive dashboards, and perform advanced analytics tasks, all within a single platform.

Augmented Analytics is the future of BI



Source : Gartner
744079_C

ConverSight offers a comprehensive platform for organizations seeking to enhance their data analytics and decision-making processes. Its extensive features allow for a seamless experience, covering everything from data preparation to deployment and modeling. The platform's AI-driven capabilities streamline tasks, enabling you to make data-driven decisions with greater ease. Additionally, the platform's SDK enables rapid app creation, contributing to a quicker time to market - one of the platform's greatest advantages.

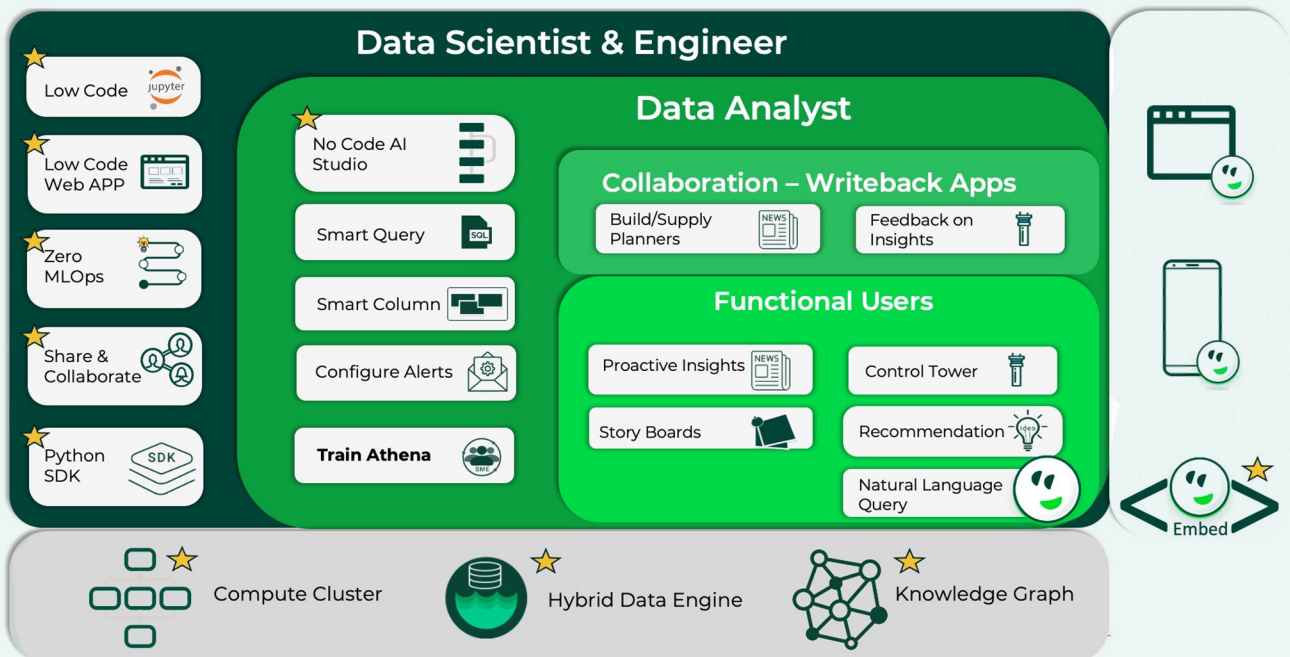
2. Key Features

Modules	Descriptions
Insights	This module allows users to gain advanced analytics and reporting capabilities by exploring their data, identifying trends, and making informed decisions. The module includes automated Insights generation, rich visualization charts, and a natural language conversational bot (Athena) for querying business data.

<p>Athena</p>	<p>Athena, the conversational AI analyst, enables users to ask questions about business data in natural language and receive answers. It operates on a patented technology that derives information from data through analyzing user queries.</p>
<p>Dashboards</p>	<p>The Dashboards module enables users to create interactive visualizations and customized dashboards to monitor key performance indicators and make data-driven decisions. The module includes advanced data visualization and data exploration capabilities.</p>
<p>Control Tower</p>	<p>The Control Tower module provides a centralized monitoring and management interface that offers real-time visibility into the performance and health of all analytics apps, flows, and infrastructure. It includes capabilities for monitoring key performance indicators, issue detection, and automated corrective actions. Additionally, it has alerts and monitoring functionality.</p>
<p>CSApps</p>	<p>CSApps is a feature that enables data engineers to build analytical applications that can be consumed by business users. By leveraging CS MLOps, these applications can be deployed in seconds and can be scaled quickly to meet the demands of a rapidly growing business. This eliminates the need for manual processes and allows for faster and more efficient decision making.</p>
<p>Data Workbench</p>	<p>The Data Workbench module provides a set of tools for data preparation, transformation, governance, and quality for data engineers. It also includes an interface for training the conversational bot (Athena) by defining and organizing data for Insights generation.</p>
<p>AI Workbench</p>	<p>The AI Workbench module offers a set of tools for data exploration, feature engineering, model development, and deployment for data scientists and machine learning engineers. It includes capabilities for creating and deploying machine learning models in a collaborative environment.</p>

<p>Infrastructure Management</p>	<p>The Infrastructure Management module provides tools for managing the underlying infrastructure of the platform. It includes functionalities for scaling, monitoring, and maintaining the platform's performance and availability. It also provides monitoring, health check, and alerting functionality.</p>
<p>MLOps</p>	<p>The MLOps module offers a set of tools for streamlining the deployment and management of machine learning models. This includes functionalities for versioning, testing, and monitoring models in production, and it also provides functionalities for auto-scaling, monitoring and logging.</p>
<p>Security</p>	<p>The Security module provides a set of security features to protect the platform and data. It includes features such as user management, access control, and data encryption. It also includes functionalities for data access control, data encryption and user management.</p>

ConverSight Persona Feature Matrix



II. ConverseSight for Business Users

Conversational Insights and Advanced Visualization

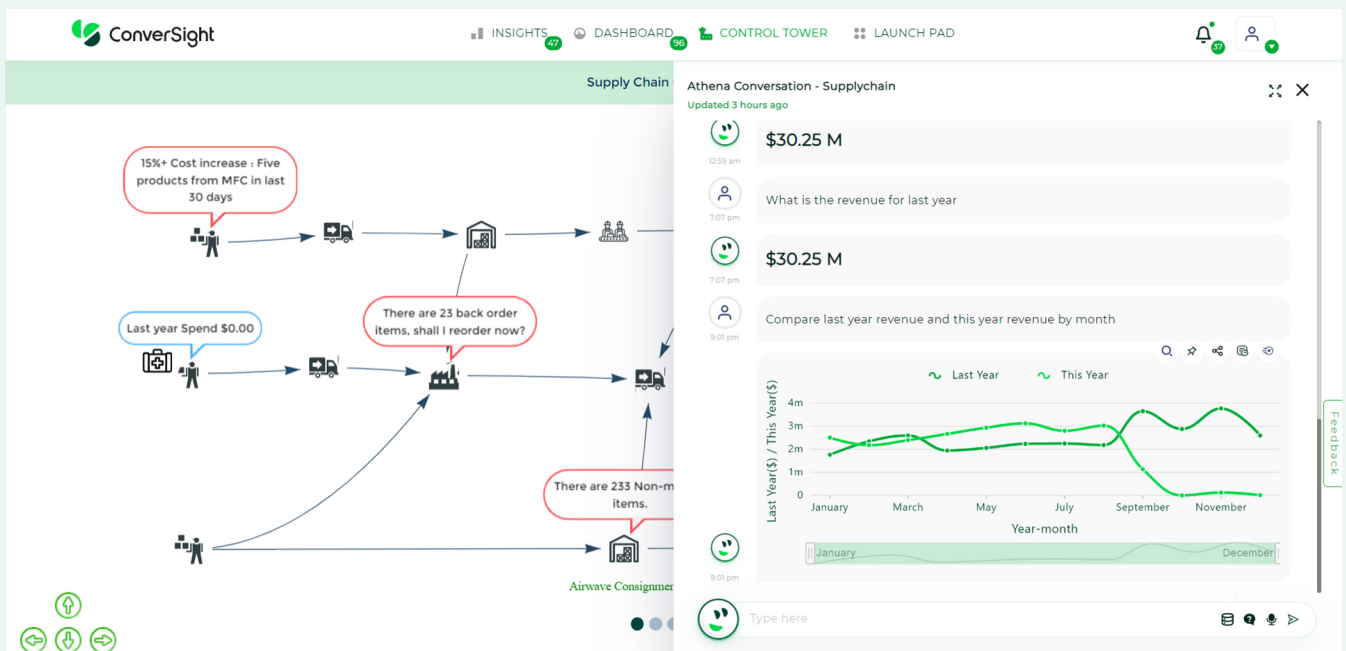


1. Athena: Delivering Insights Through NLU

ConverseSight is an integrated platform that leverages the power of natural language processing (NLP) to provide businesses with advanced conversational capabilities. Our NLP query capabilities enable businesses to quickly and easily retrieve information from vast amounts of data through natural language queries. This enables businesses to respond to customer queries efficiently and accurately, improving the overall customer experience. ConverseSight's analytics system allow businesses to make immediate adjustments to improve customer engagement and satisfaction. The chatbot Athena leverages advanced artificial intelligence (AI) algorithms and machine learning techniques to understand natural language inputs and generate relevant and insightful responses. Athena can be integrated into various domains and platforms, making it a flexible and powerful tool for data analytics and information delivery.

The NLP query capabilities of ConverseSight are intuitive, flexible, and scalable, making it an ideal solution for businesses of all sizes and industries. By leveraging the power of NLP, ConverseSight.ai's query capabilities provide businesses with the tools they need to unlock the full potential of their data and improve their customer engagement.

Ask Athena, The Augmented Analyst Interact with your data naturally through NLQ



Embedded Athena

Athena can be embedded into any website or platform. This plugin makes it possible for companies to give their consumers and other stakeholders an experience that is streamlined and easy to consume conversational analytics. By making use of Embedded Athena, businesses have the opportunity to improve the overall user experience as well as the level of consumer interaction.



2. Advanced Analytics and Data Visualization: Unlocking Insights with ConverSight

Automated Proactive Insights

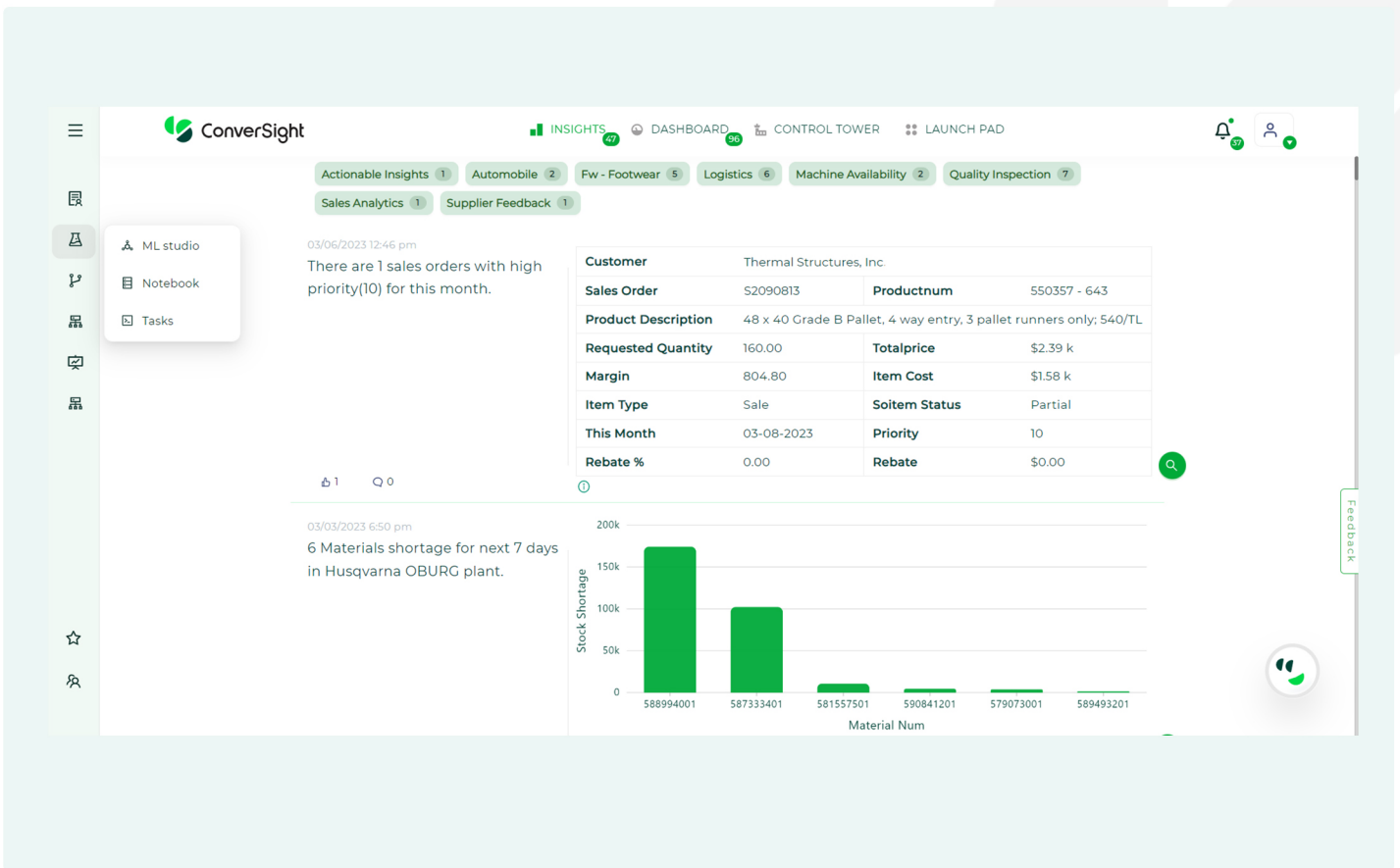
Automated Proactive Insights are powerful tools for businesses and organizations looking to stay ahead of the curve. By utilizing cutting-edge algorithms and data analysis techniques, these insights provide valuable information and predictions about trends, patterns, and behaviors in your data. The automated Insights feature makes it easy for businesses to keep track of their performance and identify areas for improvement, without having to spend time analyzing data manually. Automated Proactive Insights allows businesses to gain valuable Insights into their day to day business decisions with minimal effort. This Twitter-style business news is curated every day and appears on your homepage in order to provide you with additional context regarding the data.

Interactive Visualizations

Our advanced features allow businesses to drill down into their data for deeper Insights and better visibility. Our visualizations are designed to be flexible and customizable, allowing businesses to view their data in a variety of interactive chart visualizations. The visualization component of our analytics system automatically suggested by Athena is intended to be user-friendly and intuitive.

Shareable Insights

Our analytics system is designed to be collaborative, with share options that allow businesses to share their Insights. This promotes collaboration and helps businesses to work together to achieve their goals. The ability to share Insights also makes it easy for businesses to keep their team members up-to-date on their performance.



Call-to-Action

ConverSight's call-to-action capabilities are flexible and are very specific to automated Insights, allowing businesses to tailor them to their specific needs.

These capabilities assist businesses in streamlining their processes, boosting their productivity, and responding to customer demands more effectively. The company now has the resources it needs to complete the demand-supply loop, thanks to advances in advanced analytics and data visualization.

Upvotable Insights

Finally, the insights generated by our analytics system can be upvoted, helping businesses to prioritize their efforts and focus on the areas that are most important to their customers.

This allows businesses to focus their efforts on the areas that matter most, improving their overall customer satisfaction and driving success.



3. Advanced Data Explorer

ConverSight provides businesses with a powerful set of tools for exploring their data and gaining valuable Insights from customer interactions. Our platform makes it easy for businesses to unlock the full potential of their data, with a range of advanced features that make it easy to explore and understand complex data sets.

More Visual Options

Our platform provides businesses with more visual options for exploring their data, including a range of chart types, including bar charts, line charts, and scatter plots, among others. With the ability to view the same data in different chart types, businesses can gain a deeper understanding of their customer interactions and make data-driven decisions with confidence.

Pinning to the Dashboard

With the ability to pin charts and reports to the dashboard, businesses can easily access their most important data, making it easy to stay on top of trends and Insights. Pinned charts and reports are always available, providing businesses with quick access to the information they need to make informed decisions.

Share with Internal and External Users

Collaboration and sharing is a critical component of any data-driven business and ConverSight makes it easy for teams to work together and achieve their goals. Our platform provides robust sharing features, allowing teams to easily share reports and Insights with one another, regardless of their location or role within the organization. The ability to share Insights and reports with stakeholders outside of the organization, such as customers or partners, helps to streamline workflows and improve outcomes.

Export to PDF and Excel

ConverSight provides businesses with the ability to export their charts and reports to PDF and Excel, making it easy to share data and Insights with stakeholders both inside and outside of the organization. Whether you need to share data with team members or present Insights to stakeholders, our platform makes it easy to share data and Insights with anyone, anywhere.

AI Explainability

ConverSight provides businesses with an AI explainability feature, which allows them to gain a deeper understanding of the algorithms that drive our machine learning models. With the ability to see the reasoning behind each result, businesses can gain a deeper understanding of how our platform works and make more informed data-driven decisions.

Pivot Tables

With the ability to create pivot tables from the data, businesses can easily explore their customer interactions and gain valuable Insights. Pivot tables are a powerful tool for exploring complex data sets, and our platform makes it easy to create and use pivot tables to unlock the full potential of your data.

Table View (CSGrid)

ConverSight's table view, called CSGrid, provides businesses with a powerful and flexible way to explore their data. With the ability to filter and sort data, businesses can quickly and easily identify trends, patterns, and areas for improvement, making it easy to make data-driven decisions.

Chart Level Settings

ConverSight provides businesses with the ability to configure chart-level settings, making it easy to customize the way their data is displayed. Whether you need to change the color palette, add labels, or adjust the axis, our platform provides the flexibility and customization options you need to get the most out of your data.

ConverSight provides businesses with a comprehensive set of tools for exploring their data and gaining valuable Insights from customer interactions. Whether you're looking to explore your data in new ways, or simply need to share Insights with stakeholders, our platform has got you covered.

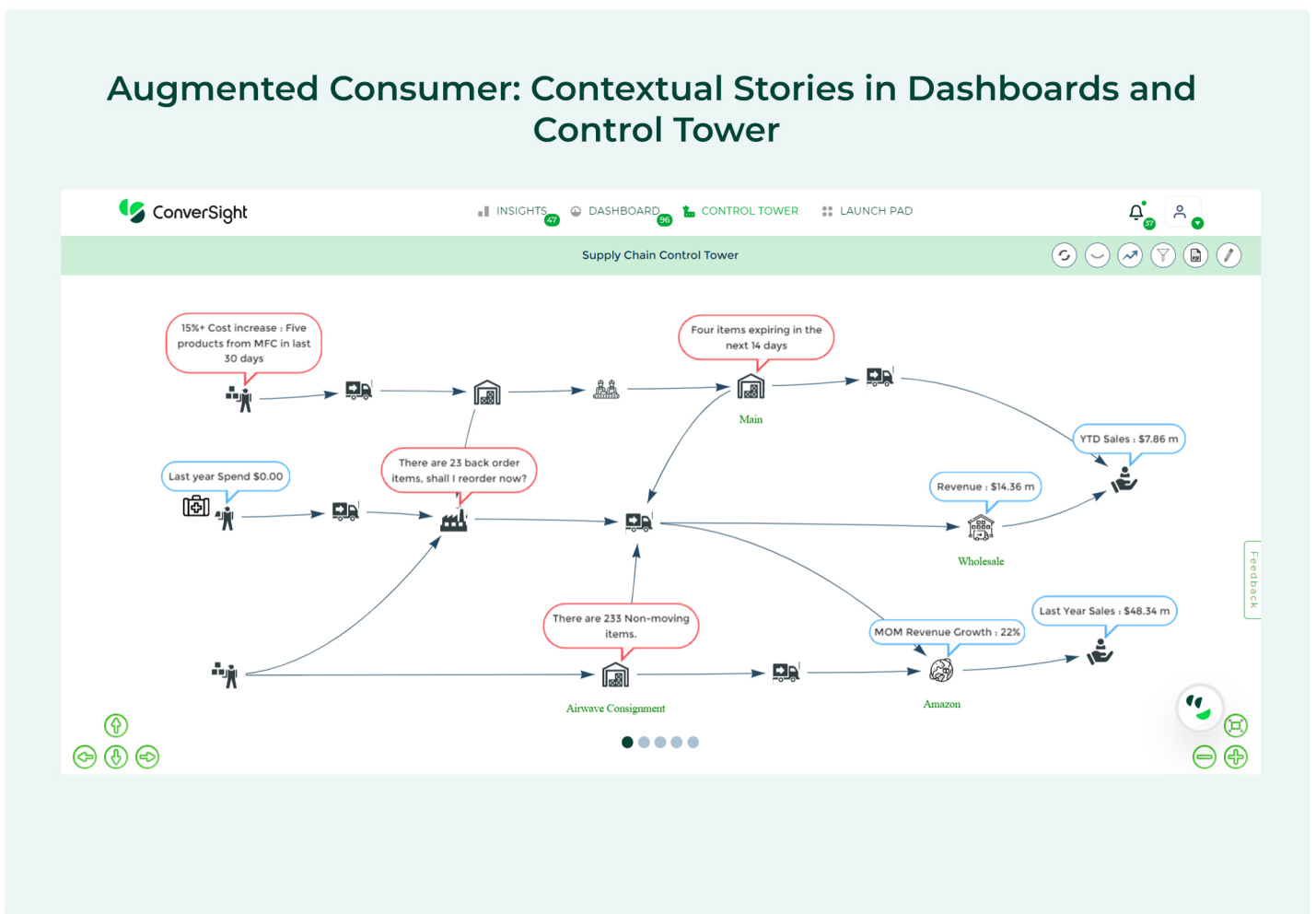
4. Control Tower – Bird's Eye View of Business Operations

A Control Tower is an advanced data collection, integration, and standardization tool for operations management. The technology offers end-to-end visibility of operations in real-time, enabling very realistic decision making. ConverSight's Control Tower is intended to consolidate data from internal and external business partners.

This strategy provides real-time visibility into supply chain operations and enables better informed decision-making based on a holistic picture of the facts. Control Towers can be combined with Digital Process Automation to create a fully digitalized process control environment. They can be applied to many stages of the operations management, such as transportation, warehousing, production, co-packing, and even a global end-to-end perspective.

The Control Tower predicts and anticipates probable interruptions with the use of machine learning algorithms, allowing for proactive response and exception management. In addition, the tool constantly optimizes procedures using empirical values and learning algorithms. The Control Tower provides various advantages, such as greater awareness and insight into supply chain operations, the ability to address possible interruptions, and the capacity to execute and fulfill supply chain objectives through a collaborative intelligent response framework. Through the capturing of particulars and specified empirical values, the Control Tower also facilitates ongoing discovery and learning.

Augmented Consumer: Contextual Stories in Dashboards and Control Tower



The data acquired by the Control Tower is standardized and provides a source of personalized information, providing for comprehensive supply chain visibility. This enables the company's various divisions and areas, as well as its external partners, to collaborate in attaining the operations worldwide objectives.

Overall, Control Towers offer a comprehensive solution for managing the complexities of the supply chain. With real-time visibility and advanced analytics, companies can make informed decisions, respond to disruptions proactively, and optimize their operations for maximum efficiency and success.

5. Analytical Apps for Actions and Recommendations - CSApps

ConverSight builds analytical apps using an inbuilt feature called CSApps. These apps use the sophisticated platform and models to convey information visually and also helps in creating specific call to action capabilities. The framework's breadth allows for nearly unlimited application types.

CSApps enables enterprises to easily access data analytics and machine learning Insights, and helps in creating quick deployable actions. This enhances decision-making, engagement, and competitiveness by making data more impactful and meaningful. With CSApps, organizations can create custom and brand-reflective apps for internal use, stakeholders, or public consumption, helping them to understand and interact with data, make informed decisions, and improve their overall performance.

The Launchpad in ConverSight is a central area from which users can access all subscription-to resources. It provides a centralized location for launching the diverse tools, apps, and resources required to do various tasks. The Launchpad serves as a dashboard from which users may access the required resources without having to wade through multiple menus and submenus. It provides a simple and intuitive interface that enables users to quickly and efficiently access the required resources. Launchpad resources may include analytical apps, data visualization tools, and business intelligence dashboards in addition to process automation tools and collaboration platforms. The Launchpad is intended to give users with an effective means of accessing the resources they require to complete their task, thereby streamlining the process and enhancing

III. ConverSight for Data Engineers

1. Data Ingestion

Data Ingestion is an important step in the machine learning and analytics workflow, and it is essential for a successful outcome. In an automated ML studio like ConverSight, the process of data ingestion is streamlined and efficient. The following is a step-by-step guide to the data ingestion and preparation process in ConverSight:

Data Connectors

In the first step, data connectors are created to connect to various data sources. ConverSight supports a wide range of data sources including Excel, SQL, Oracle, Fishbowl, Shopify, SAP, HubSpot, Snowflake, and many others. Users can create connectors by specifying the connection details and authentication credentials for the data source. This is done by providing the necessary connection details such as server name, port, username, and password.

Define Tables and Columns

Once the data connectors are created, users can define the tables and columns of the data source. This step involves selecting the relevant tables and columns that are needed for the analysis. Users can also define custom columns, rename columns, and perform other data preparation tasks. This is done by providing the name of the table, column names, data types, and other relevant information.

Load Data into the Knowledge Base (KB)

After defining the tables and columns, the data is loaded into the KB. This step involves extracting the data from the data source, cleaning and transforming the data, and loading it into the KB for further analysis. This is done by using SQL commands or by using the provided UI interface to extract the data from the data source and load it into the KB.

2. Data Engineering

Data Engineering is a critical component of a data-driven company and an essential phase in the data analytics process. It entails extracting, processing, and loading into a consolidated data repository, which may then be utilized for data analysis and reporting. This stage is essential for ensuring that the data is cleansed, organized, and prepared for future analysis, resulting in accurate and insightful findings. A well-designed data pipeline guarantees that data is secure, consistent, and easily accessible to all stakeholders, so facilitating improved decision-making and, ultimately, enhanced business outcomes. The Data Workbench module is a comprehensive solution for data engineers, providing a range of tools for data connection, management, and governance. The module includes a set of tools that allow data engineers to shape, and transform data, preparing it for analysis. These tools include data merging, filtering, and aggregation, as well as data type conversion and text processing.

Data Profiling

In this step, the data is profiled to understand the data quality, completeness, and integrity. This step is done by analyzing the data and identifying the data types, missing values, outliers, and other relevant information. This allows users to understand the data and identify any issues that need to be addressed. This step can also be done by using pre-built data profiling scripts or by using the provided UI interface to understand the characteristics of the data.

Data Cleaning

Data cleaning is performed to remove any inconsistencies, errors, or outliers in the data. This step includes tasks such as removing duplicates, handling missing values, and standardizing the data. This step can be done by using pre-built data cleaning scripts or by using the provided UI interface to clean the data.

Data Transformation

Data transformation is performed to restructure the data into a format that is more suitable for analysis. This step includes tasks such as filtering, pivoting, and aggregating the data. This step can be done by using pre-built data transformation scripts or by using the provided UI interface to transform the data.

Data Validation

The final step in the data preparation process is data validation. This step involves validating the data to ensure that it meets the requirements for the analysis. This step includes tasks such as checking for data completeness and consistency, as well as ensuring that the data is in the correct format. This step can be done by using pre-built data validation scripts or by using the provided UI interface to validate the data.

ConverSight also has a feature called “Data Lineage” that allows users to trace the data from its source to its final form, making it easy to understand the data and its quality. This feature also allows users to go back to the previous state of data and make any necessary changes if needed. Overall, the data ingestion and preparation process in ConverSight is designed to be efficient, user-friendly, and comprehensive. It supports a wide range of data sources, includes a set of pre-built data preparation and transformation recipes, has an intuitive interface for data preparation and data wrangling, and has the data lineage feature to help in understanding the data and its quality.

The data ingestion and preparation process in ConverSight is designed to be efficient, user-friendly, and comprehensive. It supports a wide range of data sources, includes a set of pre-built data preparation and transformation recipes, and has an intuitive interface for data preparation and data wrangling.

3. Data Modeling

The importance of effective data management cannot be overstated when it comes to developing AI applications. A well-designed data model facilitates the effective storage, retrieval, and processing of data, whilst proper indexing helps to provide quick and accurate search results. ConverSight is a premier AI platform with comprehensive data management features, such as data modelling and indexing. This section of the whitepaper will provide a full analysis of these characteristics and how they can benefit AI application developers and organizations.

Train Athena(SME Coaching): The Train Athena option in the ConverSight platform is a key feature that allows organizations to train Athena to process their queries in the manner they prefer. This option provides a range of tools and capabilities that enable admin to provide the necessary vocabulary, proactive Insights, and schema on their data to help the ML and AI model identify and process their queries accurately. One of the key benefits of the Train Athena option is that it allows organizations to customize the behavior of their conversational bot to meet their specific needs. One of the biggest benefits of ConverSight’s data modeling is that it helps business users stay away from technical jargon and complex programming languages. With a well-designed data model, business users can easily understand and work with data, even if they have limited technical expertise.



4. Data Science

The AI Workbench module is a comprehensive solution for data scientists and machine learning engineers, providing a set of tools for data exploration, feature engineering, model development, and deployment. The module offers a wide range of tools and capabilities to help data scientists and machine learning engineers to work more efficiently and effectively. The AI workbench consists of Notebook, ML Studio, Tasks and Flows.

Notebook

The Notebook feature in the AI Workbench is designed to provide data scientists and data analysts with a flexible and powerful tool for data exploration, analysis, and visualization. The Notebook feature redirects users to the Jupyter Notebook server, which is a widely used and well-established platform for data science and machine learning. The Jupyter Notebook is a web-based interactive computing platform that provides a rich and interactive environment for data exploration and analysis. With the Notebook feature, users can access their imported data and interact with it in their preferred manner, exploring and visualizing their data to gain Insights and understand patterns and relationships. The Jupyter Notebook interface provides an intuitive and user-friendly way to work with data, with a range of tools and features that make it easy to access, manipulate, and visualize data. The Insights can also be imported to their dashboards.

Tasks

A "Task" is a fundamental building block in our platform that enables users to organize, store, and reuse code in a modular and efficient manner. It provides a convenient and flexible way for users to perform a single, related action, making it an essential tool for data scientists, data engineers, and other professionals working with data. A task serves the same purpose as a normal function in a programming language but is designed to be more flexible and accessible. The task is organized, reusable code that can be used to perform a specific action or set of actions related to data processing, manipulation, or analysis. The task is saved in the task library, which is a centralized repository of tasks that can be easily accessed and imported into the Notebook or ML Studio in the AI Workbench. This makes it easy for users to find and reuse tasks, reducing the time and effort required to develop new code and making it easier to collaborate and share code across an organization. The access to the task library is controlled by the task owner, who determines who can import and use the task. This enables organizations to maintain control over the code and data used in their projects, ensuring security and data governance. The

ML studio

One of the key benefits of ML Studio is the ability to reuse existing Python function code available within an organization or across the ConverSight platform. This feature makes it possible for data scientists and machine learning engineers to build on previous work and to leverage existing code to streamline their development workflows. The ability to reuse existing code is facilitated by the "Task Library" feature in the ML Studio. The Task Library is a central repository where users can store and organize their Python functions and other code components. Functions stored in the Task Library can be easily retrieved and reused in the ML Studio, simply by dragging and dropping them into the appropriate location. This allows users to quickly and easily reuse existing code, saving time and effort and streamlining the development process.

IV. Integration with Other Tools and Platforms

Integration with other tools and platforms is a key aspect of ConverSight. The platform provides a rich set of APIs and SDKs that allow developers to seamlessly integrate its resources with other data analysis platforms like Databricks, data sync platforms like Airtable, and other third-party tools. The integration enables organizations to leverage the rich set of features provided by ConverSight in combination with other data analysis and management tools, thereby providing a comprehensive solution for their data management and analysis needs.

By using the CS SDK, organizations can easily integrate their ConverSight resources with other platforms, making it possible to share data, perform data analysis, and visualize data in new and innovative ways. This integration allows organizations to bring together their existing data assets with the rich features provided by ConverSight, thereby enabling them to unlock the full potential of their data.

In addition, ConverSight also provides support for data export in Parquet format, which is an open-source columnar storage format that is well-suited for big data processing. This feature makes it possible for organizations to share their data with other platforms and tools and perform complex data analysis tasks that are beyond the capabilities of ConverSight.

The integration capabilities provided by ConverSight make it a versatile platform that can be used in a variety of data analysis and management scenarios, enabling organizations to achieve their goals and maximize the value of their data assets.

V. Conclusion

1. Summary of Key Features

ConverSight is a comprehensive data analytics platform that provides a range of features for organizations to effectively manage and optimize their supply chain operations. It includes a dashboard that provides a clear and concise overview of supply chain performance, Insights that allow organizations to identify and mitigate supply chain risks and bottlenecks, and a Launchpad to access all subscribed resources.



One of the core features of ConverSight is the Control Tower, which provides end-to-end supply chain visibility and allows businesses to manage their operations in real-time. The platform also has a powerful Integration with Other Tools and Platforms, allowing businesses to share data and information with other platforms and tools, such as Databricks and Airtable.

The platform also includes robust Administration and Management tools, including System and User Management, Performance Monitoring and Optimization, Backup and Disaster Recovery, and Insights and Data Workbench. The Performance Monitoring and Optimization tools enable businesses to optimize their infrastructure and compute farm, manage their data lake and cache, and configure their notebooks for optimal performance.

Additionally, the platform features AI Workbench, a powerful AI-driven analytics tool that enables businesses to gain valuable Insights from their data. This tool utilizes machine learning algorithms and models to provide real-time predictions and prescriptions for future events and trends. The platform also includes Athena, a conversational AI chatbot that allows businesses to easily interact with the platform and gain quick access to the information they need.

In addition, ConverSight provides performance monitoring and optimization capabilities through its Infra Management, Compute Farm, and Notebook Configuration. The platform also includes a backup and disaster recovery feature to ensure data is secure and can be restored in case of an unexpected event.

Overall, ConverSight provides businesses with a comprehensive and powerful data analytics platform that enables them to effectively manage their operations and gain valuable Insights, regardless of the industry they operate in.

2. How ConverSight Can Benefit Your Organization

A data analytics platform like ConverSight can help firms gain operational Insights that improve decision-making and performance. ConverSight collects, integrates, and analyses massive amounts of data from internal departments and supply chain partners. The platform standardizes and centralizes specialized data. Managers may make informed decisions with reliable, real-time data from ConverSight's dashboards. The platform's Insights component helps companies understand their operations, consumers, and market trends. The Launchpad streamlines operations and reduces data access and analysis time by centralizing all subscription resources.

The platform's AI Workbench lets organizations design, train, and deploy AI models to unlock their data's full potential and make more accurate predictions and uncover patterns and trends. The Data Workbench helps organizations maximize data value by preparing, cleaning, and analyzing data. With the advanced features of our product, businesses can quickly build and deploy actionable Insights from their data.

In conclusion, a data analytics platform like ConverSight may help firms make better decisions, improve operations, and expand by offering actionable Insights, automating manual procedures, and maximizing data.

Join our customers who have accelerated
growth with ConverSight



Request a demo

About ConverSight

ConverSight's Adaptive Analytics platform uses conversational AI, Natural Language Processing and machine learning to converge the distance between humans and data through data stories, presenting the meaning of data in the most effective, personalized and efficient form possible. ConverSight's patented AI business assistant, Athena, connects distributed databases to answer questions and augment the consumers through 4 key functions: Information on demand, Automated Story Telling, Proactive Insights, and Recommended Actions.

For more information, visit www.conversight.ai

