

# Data Connector

A Comprehensive Guide to Creating, Loading, and Managing Datasets in ConverSight.

# Table of Contents

---

## 1. Introduction

## 2. Data Connector

2.1 Accessing Data Connector	03
2.2 Choosing the Connector	04
2.3 Input Connector Details	04
2.4 Dataset Status and Management	05

## 3. Conclusion

# 1. Introduction

In today's data-driven world, organizations rely on accessing and analyzing diverse datasets to gain valuable insights and make informed decisions. However, managing and integrating these datasets efficiently can be a complex task. That's where the Data Connector module comes in, offering a streamlined solution that enhances data accessibility, facilitates dataset creation, and promotes efficient data management. With the Data Connector module, users can effortlessly create and load new datasets into the ConverSight platform. This intuitive feature enables users to leverage their data effectively, unlocking its full potential for analysis, reporting, and visualization. By simplifying the process of dataset integration, the Data Connector module accelerates the path to actionable insights, empowering users to drive data-informed decision-making.

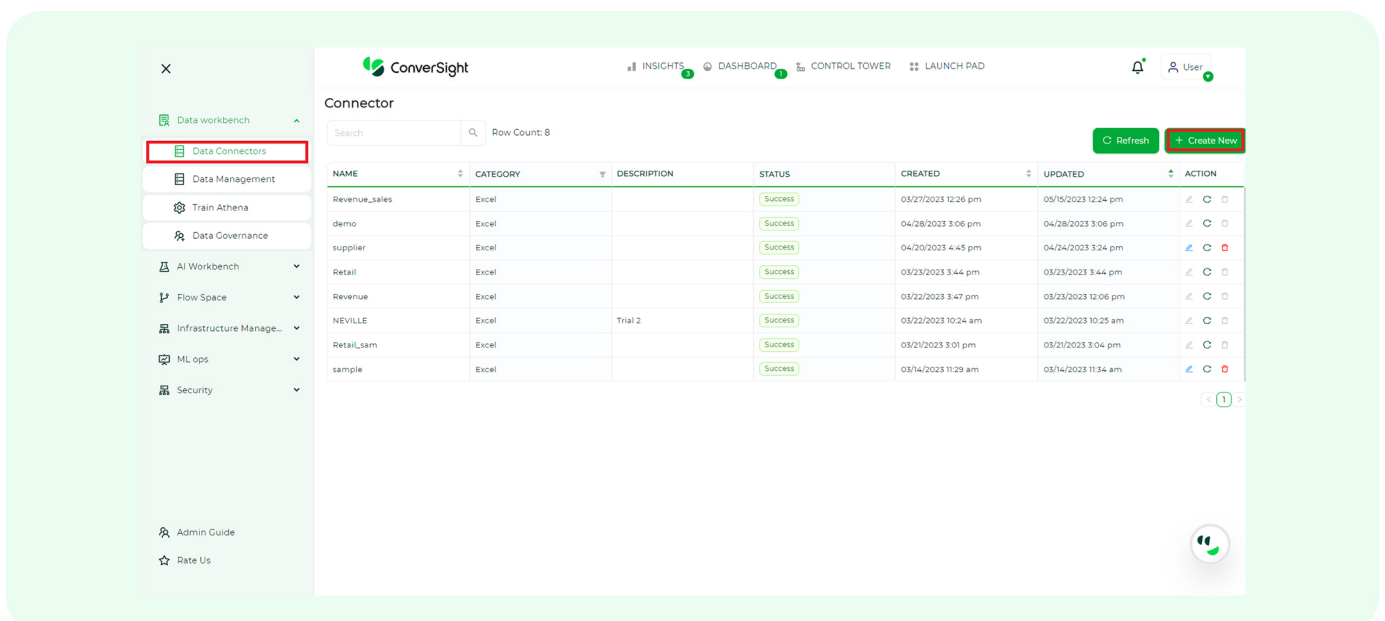
This datasheet provides an overview of the Data Connector module, a powerful feature of the ConverSight platform that enables seamless and efficient loading of datasets for informed decision-making. Discover how the Data Connector module simplifies the process of dataset creation, management, and analysis, enhancing your data-driven workflows.

## 2. Data Connector

The Data Connector is a crucial module within ConverSight that facilitates the creation and loading of datasets. It streamlines the process of bringing external data into the ConverSight platform, enabling users to leverage diverse datasets for analysis, reporting, and visualization. The Data Connector module offers a straightforward approach to loading datasets into ConverSight. Follow these simple steps to import your dataset:


### 2.1 Accessing Data Connector

1. Navigate to the Configurations section, select **'Data Connector'** under the **'Data Workbench'** menu.
2. On the Connector Page, click **'Create New'**.



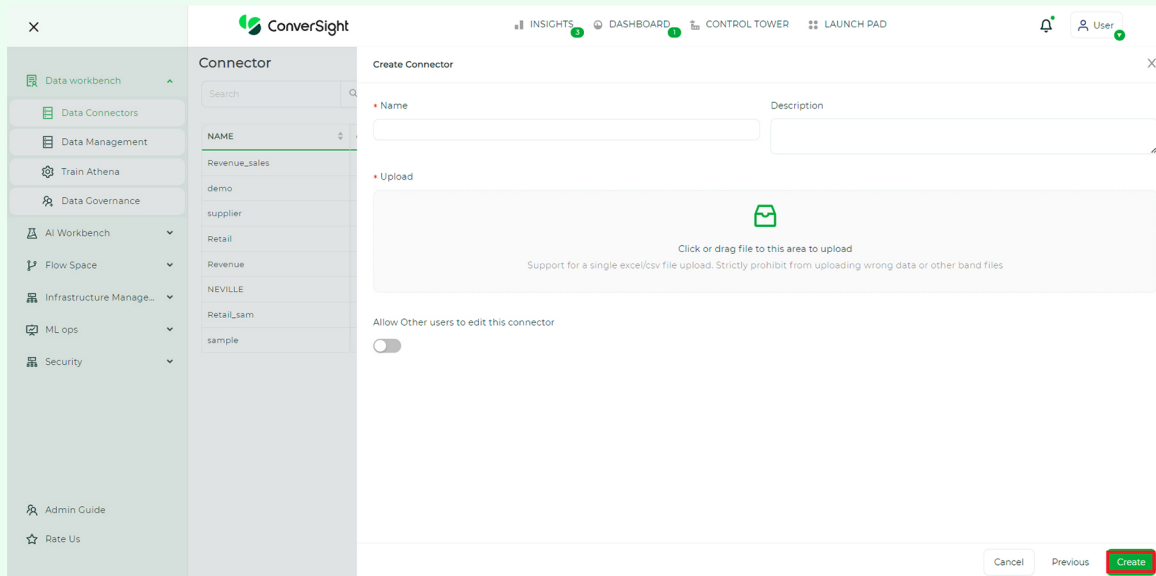
## 2.2 Choosing the Connector

1. The **'Create Connector'** page displays various connectors that you can load into the ConverSight platform.
2. Choose the desired connector from the available list of connectors.
3. Click **'Next'** to load the chosen connector onto the platform.



## 2.3 Input Connector Details

1. Enter the name, description, and other required fields based on the selected Data Connector.
2. For Excel/CSV Connector - Upload the desired file by either selecting or dragging and dropping the file to the designated area.
3. For other ETL based Connectors - Provide the necessary database URL, username, and password.
4. Enable the toggle **"Allow Other users to edit this connector"** if you want to grant editing access to other users at the organizational level.
5. Click **'Create'** to initiate the connector creation process.



## 2.4 Dataset Status and Management

1. Upon clicking the **'Create'** button, ConverSight will process the connector and provide status updates.
2. The connector initially appears on the Data Management page with a 'Created' status.
3. The status of the connector will change to **'Accepted'** and then to 'Success' once the connector is fully loaded and ready for use.
4. Upon successful completion, your connector will be fully loaded onto the ConverSight platform, ready for exploration and analysis.

NAME	CATEGORY	DESCRIPTION	STATUS	CREATED	UPDATED	ACTION
Sample Data	Excel		Created	04/20/2023 4:45 pm	04/20/2023 4:45 pm	<a href="#">↶</a> <a href="#">↷</a> <a href="#">✖</a>
Revenue_sales	Excel		Success	03/27/2023 12:26 pm	04/19/2023 1:38 pm	<a href="#">↶</a> <a href="#">↷</a> <a href="#">✖</a>
Retail	Excel		Success	03/23/2023 3:44 pm	03/23/2023 3:44 pm	<a href="#">↶</a> <a href="#">↷</a> <a href="#">✖</a>
Revenue	Excel		Success	03/22/2023 3:47 pm	03/23/2023 12:06 pm	<a href="#">↶</a> <a href="#">↷</a> <a href="#">✖</a>
retail	Excel	qwert	Success	03/22/2023 10:59 am	03/22/2023 10:59 am	<a href="#">↶</a> <a href="#">↷</a> <a href="#">✖</a>
NEVILLE	Excel	Trial 2	Success	03/22/2023 10:24 am	03/22/2023 10:25 am	<a href="#">↶</a> <a href="#">↷</a> <a href="#">✖</a>
Sample	Excel	Trial 1	Success	03/21/2023 4:47 pm	03/21/2023 4:50 pm	<a href="#">↶</a> <a href="#">↷</a> <a href="#">✖</a>
Retail_sam	Excel		Success	03/21/2023 3:01 pm	03/21/2023 3:04 pm	<a href="#">↶</a> <a href="#">↷</a> <a href="#">✖</a>
sample	Excel		Success	03/14/2023 11:29 am	03/14/2023 11:34 am	<a href="#">↶</a> <a href="#">↷</a> <a href="#">✖</a>
Retail_Sales	Excel		Success	03/07/2023 1:05 pm	03/07/2023 1:06 pm	<a href="#">↶</a> <a href="#">↷</a> <a href="#">✖</a>

### 3. Conclusion

---

Efficient management and analysis of datasets are critical for organizations to make informed decisions. The Data Connector module within the ConverSight platform provides a streamlined solution that enhances data accessibility, promotes efficient data management, and facilitates dataset creation and loading. Users can quickly import datasets, enabling them to leverage their data effectively for analysis, reporting, and visualization. By simplifying the process of dataset integration, the Data Connector module accelerates the path to actionable insights, empowering users to drive data-informed decision-making. The simple steps outlined in this datasheet highlight how the Data Connector module can simplify your dataset workflows, enabling you to get the most value from your data.

The Data Connector module of the ConverSight platform revolutionizes the way you work with datasets. By simplifying the process of loading and managing data, ConverSight empowers you to make informed decisions based on actionable insights. Streamline your data-driven workflows with ConverSight and leverage the power of the Data Connector module for seamless dataset integration.

## Join our customers who have accelerated growth with ConverSight



Request a demo

### About ConverSight

ConverSight's Adaptive Analytics platform uses conversational AI, Natural Language Processing and machine learning to converge the distance between humans and data through data stories, presenting the meaning of data in the most effective, personalized and efficient form possible. ConverSight's patented AI business assistant, Athena, connects distributed databases to answer questions and Augment the consumers through 4 key functions: Information on demand, Automated Story Telling, Proactive Insights, and Recommended Actions.

For more information, visit [www.conversight.ai](http://www.conversight.ai)

